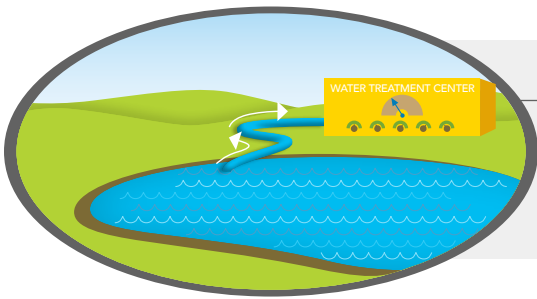


Closing ash ponds safely and permanently

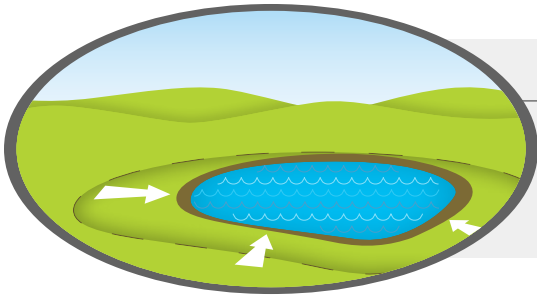
Numerous advanced engineering technologies go above and beyond closing in place.

THE CLOSURE PROCESS




Remove water

Advanced treatment ensures the water meets environmental standards before being removed.




Excavate and reduce

Material is carefully excavated and moved farther away from rivers and waterways, creating protective buffers while reducing the size of each pond.



Additional protection

Using advanced engineering, additional protections, such as redundant dike systems and other structures, are being constructed for increased, robust flood protection.



Permanent closure and ongoing monitoring

Finally, a specially engineered barrier is constructed over the material to keep it safely in place. Ongoing monitoring ensures water quality around the closed site is protected.